

The image shows a Google search interface. The search bar contains the text 'vmware player'. Below the search bar, the results are displayed. The first result is titled 'VMware Player: Run Windows 7, Chrome OS - Free Download for a ...' and is from the website 'www.vmware.com'. The snippet below the title reads: 'Run multiple operating systems, including Windows 7 and Chrome OS virtual machine install, on your Windows or Linux PC with **VMware Player**, a free VMware ...'. There are two links: 'Download VMware Player' and 'Apply now'. The 'Apply now' link has a snippet: 'VMware delivers virtualization benefits via virtual machine ...'. Below this, there is a link for 'VMware Player FAQs' with a snippet: 'Get free desktop virtualization software with **VMware Player** ...'. At the bottom of the search results, there is a link for 'Download VMware Player: Free VMware Virtualization' which is highlighted with an orange box. An orange arrow points from this box to the first step of the text below the image.

Google

vmware player

Search

About 17,700,000 results (0.13 seconds)

Everything

Images

Maps

Videos

News

Shopping

Applications

More

**VMware Player: Run Windows 7, Chrome OS - Free Download for a ...**  
[www.vmware.com](#) > Products > Desktop Products - Cached  
Run multiple operating systems, including Windows 7 and Chrome OS virtual machine install, on your Windows or Linux PC with **VMware Player**, a free VMware ...

[Download VMware Player](#)  
Download **VMware Player** for free. The free **VMware Player** lets ...

[Apply now](#)  
VMware delivers virtualization benefits via virtual machine ...

[VMware Player FAQs](#)  
Get free desktop virtualization software with **VMware Player** ...

[More results from vmware.com »](#)

**Download VMware Player: Free VMware Virtualization**  
[www.vmware.com](#) > VMware Player - Cached  
Download **VMware Player** for free. The free **VMware Player** lets you evaluate new or pre-release software contained in virtual machines, without any installation ...

Any time

Past hour

Past 24 hours

Past week

1. 구글에서 VMware Player를 검색, Download VMware Player 페이지로 이동한다.

United States [change] Search

vmware® Community | Forums | Technical Resources | Virtual Appliances | Store | My Account

Cloud Computing | Virtualization | Solutions | Products | Services | Support & Downloads | Partners | Company

Home > VMware Player

## VMware Player

VMware Player is the easiest way to run multiple operating systems at the same time on your PC. With its user-friendly interface, VMware Player makes it effortless for anyone to try out Windows 7 or run the latest Linux release.

### Features & Benefits

- VMware Player can run Windows XP, Windows 7, Ubuntu 9.10 and RHEL 5 at the same time in separate windows!
- Easy Install makes creating virtual machines with the latest 32-bit and 64-bit Windows and Linux operating systems easier than installing them directly on your PC.
- Run corporate virtual machines, test new operating systems and safely try new software in an isolated environment on your PC.
- Built on over 10 years of virtualization excellence, VMware's advanced virtualization platform can handle the most demanding applications.

#### YOUR FREE DOWNLOAD INCLUDES

- VMware Player

[Learn more about VMware Player](#)

Register today!

**Note:** VMware Player has no technical support entitlement. Please review the documentation, knowledgebase, or the communities form for assistance.

#### Register for your FREE Download

First Name \*

Last Name \*

Email Address \*

Valid email address is required for activation

Continue

#### Already have a VMware account? Simply Login

Email Address \*

Password \*

[Forgot your password?](#)

Continue

2. 페이지에 들어가면 보이는 등록란에 이름, 성, 이메일 주소를 입력한다.

### 3. Complete VMware Player Registration


#### Your Contact Information


First Name \*

Last Name \*

Email \*

Country \*

Create a password \*    
Enter at least 6 characters  
**Strong Password** [Make your password secure](#)

Re-enter password \*  

#### VMware Player End User License Agreement

**VMWARE END USER LICENSE AGREEMENT**

**IMPORTANT-READ CAREFULLY:** BY DOWNLOADING, INSTALLING, OR USING THE SOFTWARE, YOU (THE INDIVIDUAL OR LEGAL ENTITY) AGREE TO BE BOUND BY THE TERMS OF THIS END USER LICENSE AGREEMENT ("EULA"). IF YOU DO NOT AGREE TO THE TERMS OF THIS EULA, YOU MUST NOT DOWNLOAD, INSTALL, OR USE THE SOFTWARE, AND YOU MUST DELETE OR RETURN THE UNUSED SOFTWARE TO THE VENDOR FROM WHICH YOU ACQUIRED IT WITHIN THIRTY (30) DAYS AND REQUEST A REFUND OF THE LICENSE FEE, IF ANY, THAT YOU PAID FOR THE

\*  I agree to the terms and conditions outlined in the Evaluation End User License Agreement.

Yes, I would like to receive email communications relating to VMware Player including tips and tricks, user guides, product updates and special offers. I understand that any information I provide will be treated in accordance with the VMware [Privacy Policy](#).

3. 넘어가는 페이지에서 Vmware 사이트에 사용자 라이선스를 등록한다.  
(무료로 사용하기 위한 절차이다.)

Home > VMware Player > Activation

## VMware Player Free Product Download

Thank you for registering for VMware Player.

### Download Information

<b>VMware Player 4.0.2</b> VMware Player 4.0.2 for 32-bit and 64-bit Windows 01/24/12   4.0.2   117M   Binary (.exe)	<a href="#">Download</a> VMware Player for Windows 32-bit and 64-bit.exe Installation file for 32-bit and 64-bit Windows <b>MD5SUM(*)</b> 8ec9f7cb9556bad9c910a8a9794b3b57 <b>SHA1SUM(*)</b> d3613399fc25273ea51ead82ad8bf359f7fda6d1
VMware Player 4.0.2 for 32-bit Linux 01/24/12   4.0.2   126M   Binary (.bundle)	<a href="#">Download</a> VMware Player for Linux 32-bit.bundle Installation file for 32-bit Linux <b>MD5SUM(*)</b> 9fd4bb474a47d5c538e5e806f91e5a40 <b>SHA1SUM(*)</b> a3973dd32a1a39644d30532dc4cb4c6216869415
VMware Player 4.0.2 for 64-bit Linux 01/24/12   4.0.2   124M   Binary (.bundle)	<a href="#">Download</a> VMware Player for Linux 64-bit.bundle Installation file for 64-bit Linux <b>MD5SUM(*)</b> 5ba343c2c0392970ecceefa8397ac233 <b>SHA1SUM(*)</b> d417eb8538660db4ef07271fcc08152a3494bb58
VMware VIX API for 32-bit and 64-bit Windows 01/24/12   1.11.2   115M   Binary (.exe)	<a href="#">Download</a> VMware VIX API for Windows 32-bit and 64-bit.exe Installation file for 32-bit and 64-bit Windows

4. 각자의 운영체제에 맞는 버전을 다운로드 받도록 한다.

우분투

About 235,000,000 results (0.28 seconds)

Tip: Search for **English** results only. You can specify your search language in [Preferences](#)

**Homepage | Ubuntu**

[www.ubuntu.com/](http://www.ubuntu.com/) - Cached  
 Official site; Commercially sponsored Debian-derived Linux distribution that focuses on usability, a regular 6-month release cycle, and a commitment to at least ...  
 ↳ Download - Installation/FromUSBStick - Windows Installer - Ubuntu One

**인덱스 페이지 - 우분투 한국 커뮤니티 •**

[www.ubuntu.or.kr/](http://www.ubuntu.or.kr/) - Cached - Translate this page  
 2011년 5월 6일 - NO\_UNREAD\_POSTS, IRC 대화 참여하기 (irc.ubuntu.com #ubuntu-ko) ... 우분투 설치 및 부팅과 관련된 문제 해결. 2639. 11132. skbskhanin ...  
 ↳ 서버/네트워크 게시판 - 시작 페이지 - 설치 부팅 관련 - 게시판 인덱스

**start Ubuntu-ko - 우분투 한국 커뮤니티**

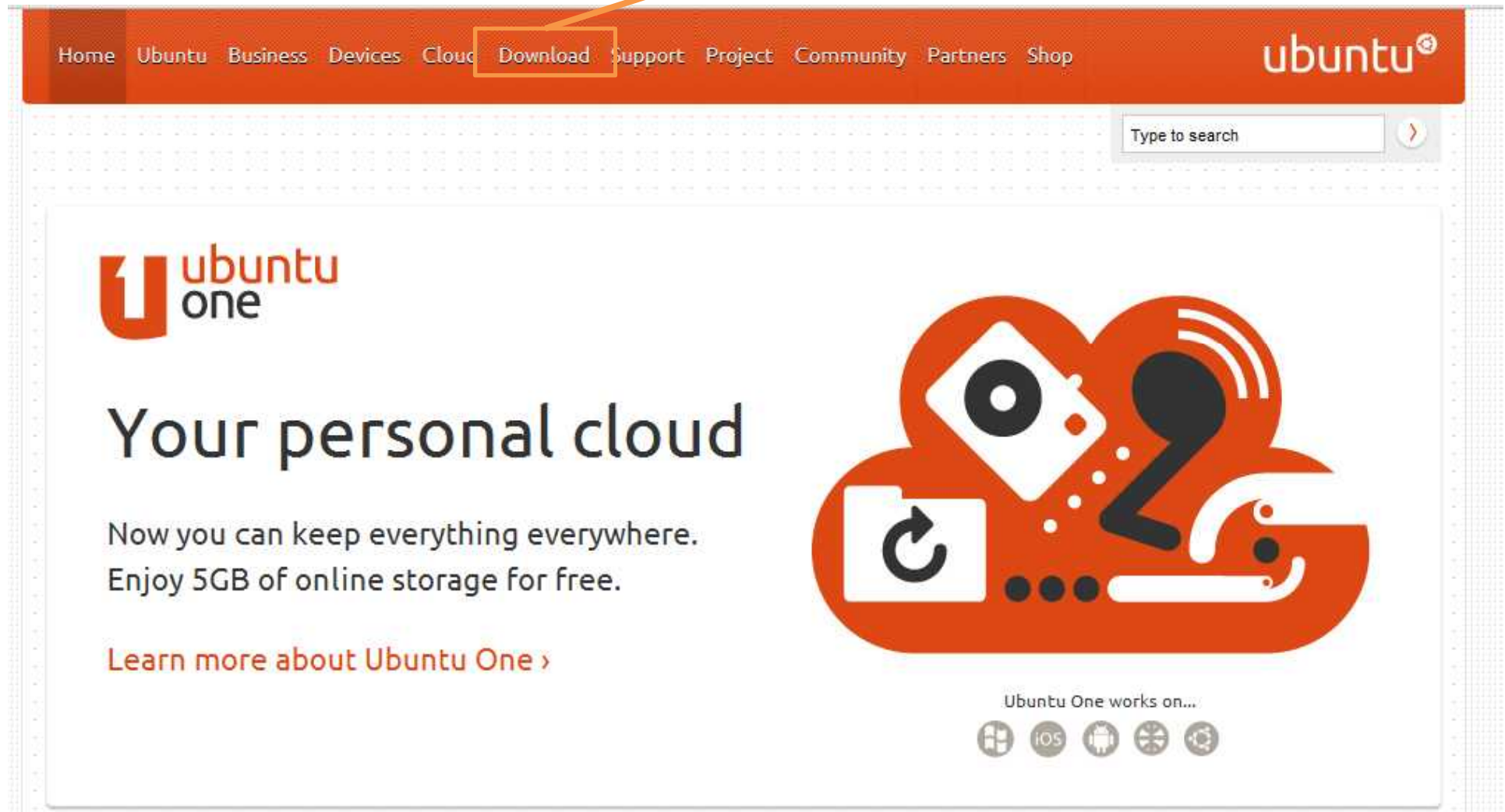
[ubuntu.or.kr/wiki/doku.php?id=start](http://ubuntu.or.kr/wiki/doku.php?id=start) - Cached - Translate this page  
 2011년 11월 4일 - 환영합니다. 이곳은 우분투를 사랑하는 사람들의 위키입니다. ... 우분투 데스크탑을 처음 시작. 처음 우분투를 시작 하려는 분들에게 권합니다.

**우분투 (리눅스 배포판) - 위키백과, 우리 모두의 백과사전**

[ko.wikipedia.org/.../우분투\\_\(리눅스\\_배포...\)](http://ko.wikipedia.org/.../우분투_(리눅스_배포...)) - Cached - Translate this page  
 우분투(Ubuntu)는 데스크톱에서 리눅스를 쉽게 사용할 수 있게 만든 리눅스 배포판이다. 데비안 GNU/리눅스(Debian GNU/Linux)를 바탕으로 만들어졌으며 캐노니 ...

5. 다시 구글에서 우분투를 검색하여, 홈페이지로 들어간다.

## 6. 다운로드 페이지로 들어간다.



Home Ubuntu Business Devices Cloud **Download** Support Project Community Partners Shop

ubuntu®

Type to search

**ubuntu**  
one

# Your personal cloud

Now you can keep everything everywhere.  
Enjoy 5GB of online storage for free.

[Learn more about Ubuntu One >](#)

Ubuntu One works on...

Windows iOS Android Linux Ubuntu


Home Ubuntu Business Devices Cloud Download Support Project Community Partners Shop ubuntu

Ubuntu Ubuntu Server Type to search


## Download Ubuntu

You can download Ubuntu online, completely free.


Ways to get Ubuntu: Do you want to upgrade?

  
**Download and install >**


You can download Ubuntu onto your computer today - all you need is a CD or USB stick. You can even choose to replace your current operating system, whether it's Windows or Mac OS, or run Ubuntu alongside it.

  
**Try it from a CD or USB stick >**

You can download Ubuntu onto a CD or USB stick and run it from there. If you like it, you can replace your current operating system or run Ubuntu alongside it. If you're planning a larger deployment, you can buy Ubuntu on CD from the Canonical shop.

  
**Run it with Windows >**

If you've got Windows, you can run Ubuntu within your current system with the Windows installer (Wubi). That way, you can install and uninstall Ubuntu in the same way as any other Windows application. It's simple and safe.

 Do you want to upgrade? Follow our simple guide >

7. 가장 좌측을 클릭하여 다운로드 페이지로 이동한다.

## Download Ubuntu

Tweet 5,728 좋아요 3만

You can download Ubuntu online, completely free.

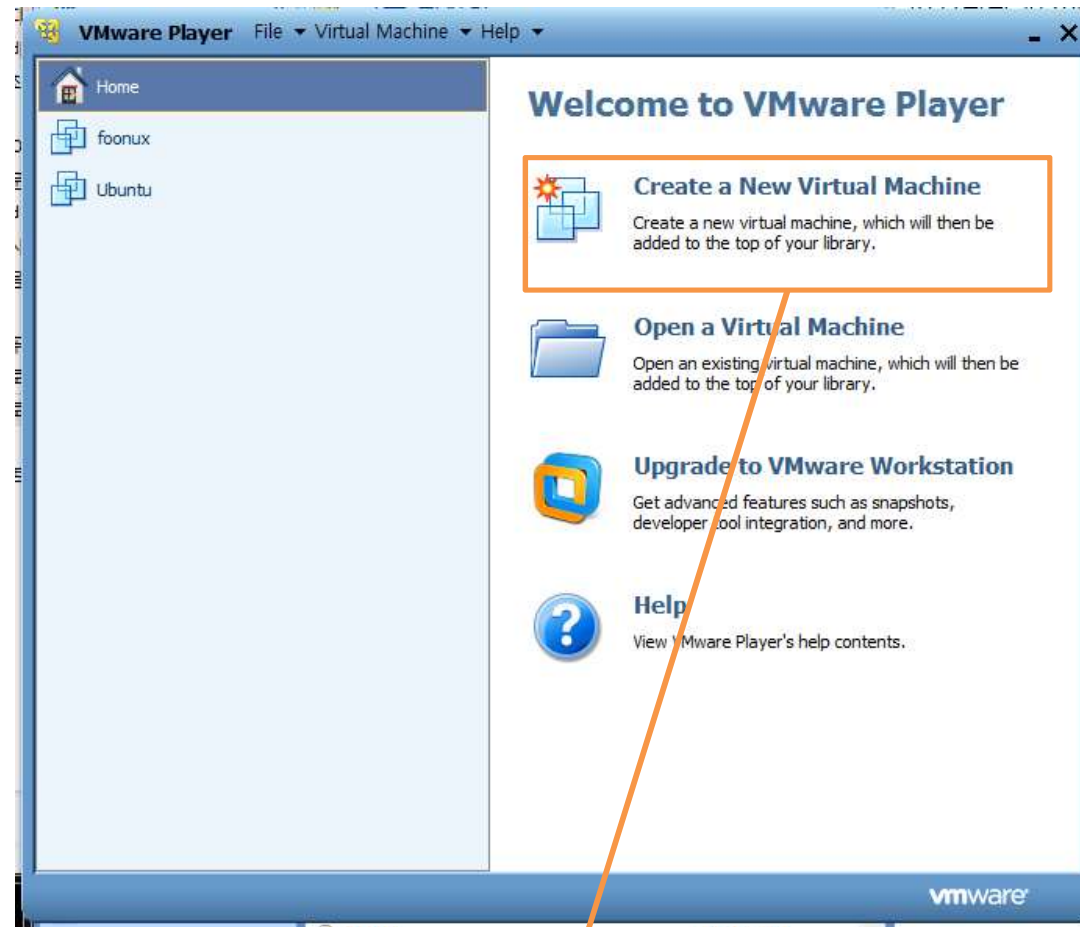
The screenshot shows the Ubuntu download page with a navigation bar containing 'Download', 'Windows Installer', 'Alternative downloads', 'Buy CDs', 'Upgrade', and '下载 Ubuntu'. The main content area is titled '1 Download Ubuntu' and includes instructions to click an orange button to download the latest version (Ubuntu 11.10 - Latest version) in 32-bit (recommended). A large orange 'Start download' button is prominently displayed. Below the button, there are three sections: 'Additional options', 'If you're running Windows', and 'Other ways to get Ubuntu', each with links to further information.

**8. Ubuntu 11.10 버전을 다운받는다.**  
**32-bit와 64-bit는 자신의 시스템을 확인하여 알맞는 것으로 다운받는다.**

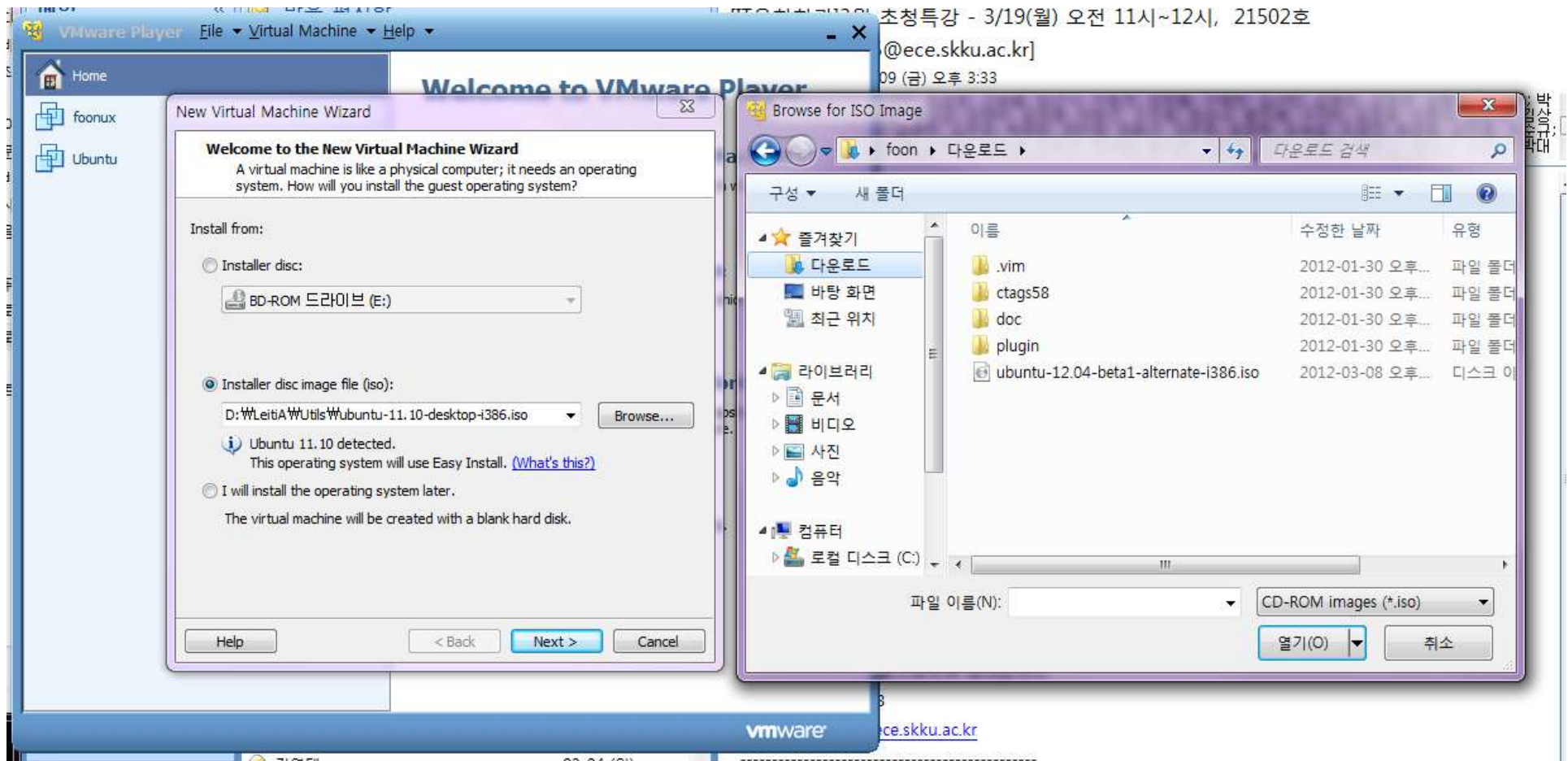




9. 다운로드한 VMware를 설치하였다면  
그림과 같은 아이콘이 생겼을 것이다.



10. Create a New Virtual Machine을 클릭하여 새로운 가상머신을 만든다.



11. 다운받은 우분투 iso 파일을 선택하여 설치를 진행한다.(그림에서는 Ubuntu 12.04버전)